D1RFRD006

REVISION RECORD				
REV	ECO	DESCRIPTION	DRFT	CHKD
1		ADD PART NUMBER	JAN 04/15/04'	
2		ADD PART NUMBER	CHKD 11/08/05	

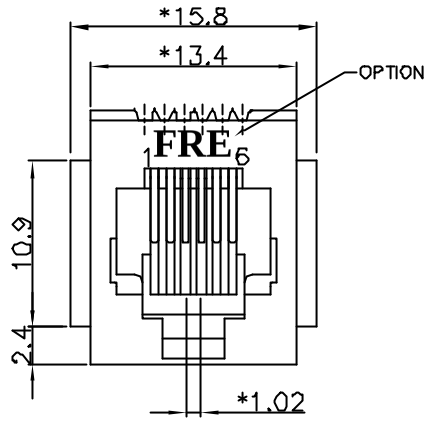

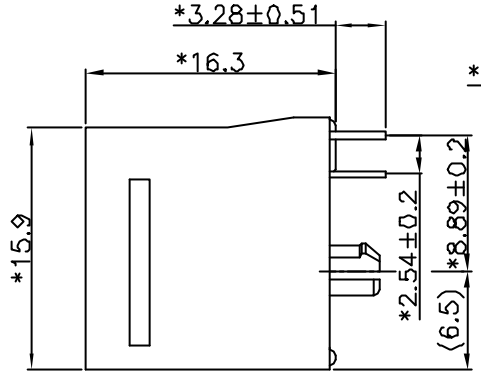

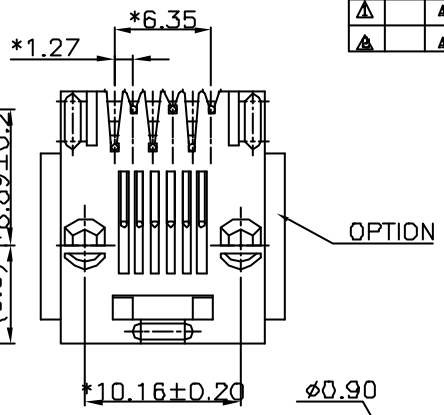

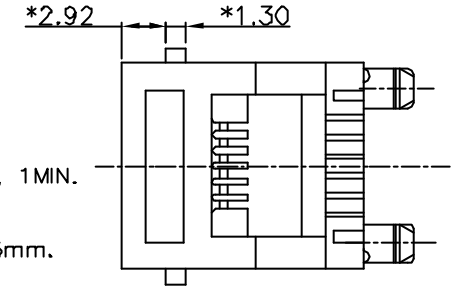

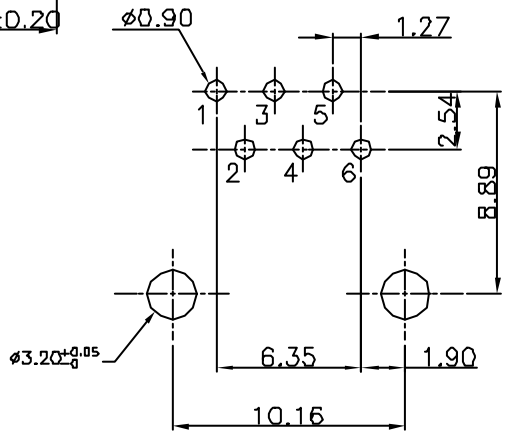

PC Board Layout
Component Side Shown
Dimension Tolerance:±0.05

NOTES:

ELECTRICAL:

1. VOLTAGE RATING: 125 VAC RMS MIN.
2. CURRENT RATING: 1.5 AMP MIN.
3. CONTACT RESISTANCE: 30 MILLIOHMS MAX.
4. INSULATION RESISTANCE: 1000 MEGOHMS MIN @ 500 VDC.
5. DIELECTRIC STRENGTH: 1000 VAC RMS 60Hz, 1MIN.

MECHANICAL:

1. HOUSING MATERIAL: PBT+30%.G.F UL94V-0.
2. CONTACT MATERIAL: PHOSPHOR BRONZE ø0.46mm.
3. PLATING: GOLD PLATING OVER NICKEL.
4. OPERATING LIFE: 750 CYCLES MIN.
5. PCB RETENTION PRE-SOLDER: 1 LB MIN.
6. PCB RETENTION POST-SOLDER: 10 LBS MIN.

ENVIRONMENTAL:

1. STORAGE: -40°C TO +85°C.
2. OPERATION: -40°C TO +85°C.
3. WAVE SOLDERING TEMPERRATURE:230~250°C(3~5 SECONDS)

MATES WITH MODULAR PLUG CONFORMING TO FCC PART 68, SUBPART F.

CUL FILE NO. E163191

LEAD_FREE P/N: E526X-XX0XXX-L

NO. OF CONTACT
2-2C 4-4C
6-6C

00-W/O "FRE"LOGO
01-W/ "FRE"LOGO

Gold Plating:
1- 3u" 2- 6u"
3-15u" 4-30u"
5-50u" 6-Pd 20u"

03-W/ PANEL STOP PBT BK
04-W/O PANEL STOP PBT BK 1
63-W/ PANEL STOP PBT WT
64-W/O PANEL STOP PBT WT
46-W/ PANEL STOP PBT GY 2

DETACHED LISTS	MM (INCH)	DFTD Jamy	DATE 4/07/'05
	TOLERANCES EXCEPT AS NOTED	CHKD	DATE
		NFD	DATE
	MM .0 ±0.20 .00 ±0.15 .000 ±0.075	APPVL DESIGNER	DATE 11/10/05'
	ANGLES ±	MATERIAL :	
		QT'Y :	
	THIRD ANGLE PROJECTION	FINISH :	
		SCALE : 3:1	

FULL RISE ELECTRONIC CO., LTD

TITLE
180° TOP ENTRY PCB JACK 6P

DRAWING NO. GE523011-LC
/PART NO. SEE NOTE

SIZE A3 REV 2

DO NOT SCALE DRAWING SHEET X OF Y